

How to activate QResearch in EMIS Web



[QResearch](#) is a large-consolidated database hosted by Queen Mary University of London derived from anonymised health records of over 40 million patients. The data currently comes from over 1500 general practices using EMIS Web.

The practices are spread throughout the UK and include data from patients who are currently registered with the practices as well as historical patients who may have died or left.

1 Current studies

You can read about the latest publications of their research papers on the [QResearch website](#).

2 Practice and patient information


To find out more about QResearch, including FAQs and useful contacts, take a look at their official [practice information](#) and information tailored to [patients](#).

3 Contribute to QResearch

To help improve the research and contribute to the richness of data on offer, activate the QResearch data sharing agreement in EMIS Web.

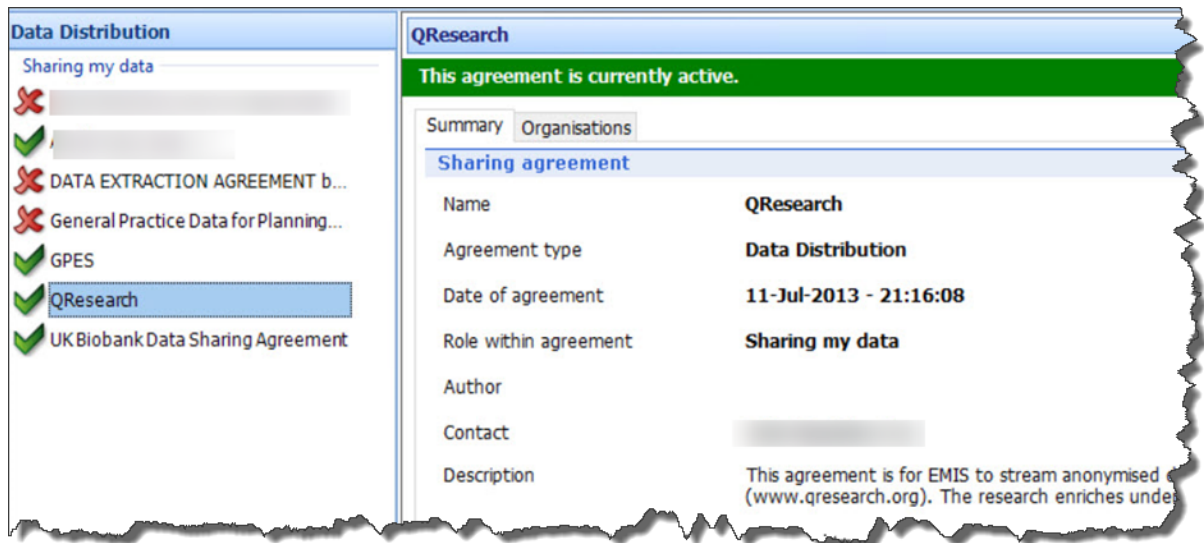
If, at any point you wish to stop contributing, you can deactivate the sharing agreement at any time.



1. Access Data Sharing Manager.

Click the **EMIS Web menu** , hover over **Configuration**, then select **Data Sharing Manager**.

The Data Sharing Manager screen is displayed.

2. On the ribbon, click **My Agreements**.
3. In the navigation pane, click **Data Distribution**.



Any active agreements are displayed with a green tick  , and any agreements that have been created, but not yet activated, are displayed with a red cross .

4. In the Navigation Pane, select **QResearch**, and then on the ribbon, click **Activate Agreement**.
5. The agreement is activated for your organisation.