

QWEB USER GUIDE

How to make your own Code Groups visible to others

Once you have created a Code Group, you can share it with other QWeb Users. (Users with Admin status can also make a Code Group available in the public domain.) This User Guide explains how to do this. It is a stand-alone Guide but you may also wish to refer to the accompanying Video, 'How do I make my Code Groups visible to others?'

Related Documents you may find useful:

- Building a New Code Group using ICD-10 Codes
- Building a New Code Group using SNOMED Codes
- Building a New Code Group using BNF Codes
- Building a Code Group using QWeb Code Group Libraries
- Linking Code Groups to Projects created by other QWeb Users
- Code Group Versions: An Overview
- Saving and Checking In Code Groups
- Merging Code Groups
- Sharing Code Groups with other QWeb Users/Requesting a Review
- Reviewing someone else's Code Group
- Projects: An Introduction
- How to Make a Project Application
- Turning an Application Into a Project
- Using my Code Groups in Projects

QWeb is a regularly updated piece of software. The accompanying User Guides and Videos are frequently reviewed to ensure compatibility with the latest version of QWeb. It is important that you use the most recently published User Guides and Videos to ensure maximum accuracy. These can be found at:

<https://www.qresearch.org/qweb-guides>

QResearch welcomes feedback on these User Guides and Videos. If you have any suggestions or questions, please feel free to contact us here:

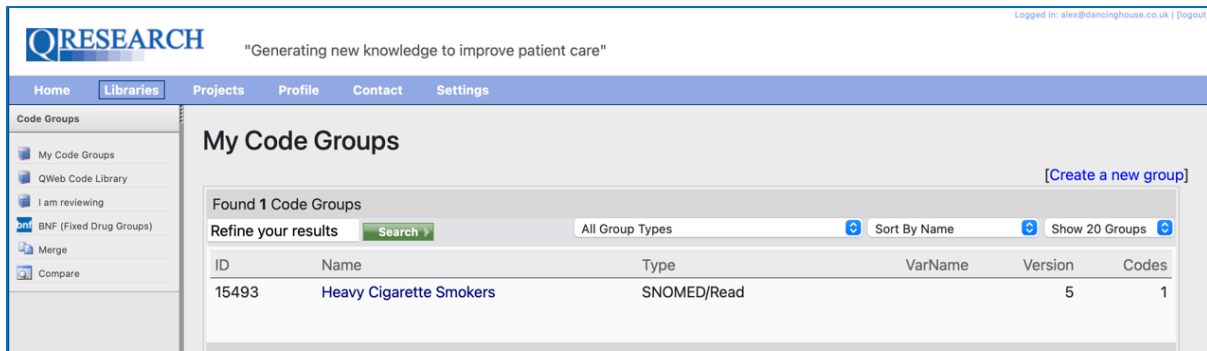
<https://www.qresearch.org/about/contact-us/>

QResearch is part funded via the Data and Connectivity National Core Study, led by Health Data Research UK in partnership with the Office for National Statistics and funded by UK Research and Innovation (grant ref MC_PC_20058)

QWEB USER GUIDE

Sharing a Code Group with other QWeb Users

1. To enable other QWeb Users to find, view and copy your Code Group, first go to 'My Code Groups':



QRESEARCH "Generating new knowledge to improve patient care"

Home Libraries Projects Profile Contact Settings

Code Groups

- My Code Groups
- QWeb Code Library
- I am reviewing
- BNF (Fixed Drug Groups)
- Merge
- Compare

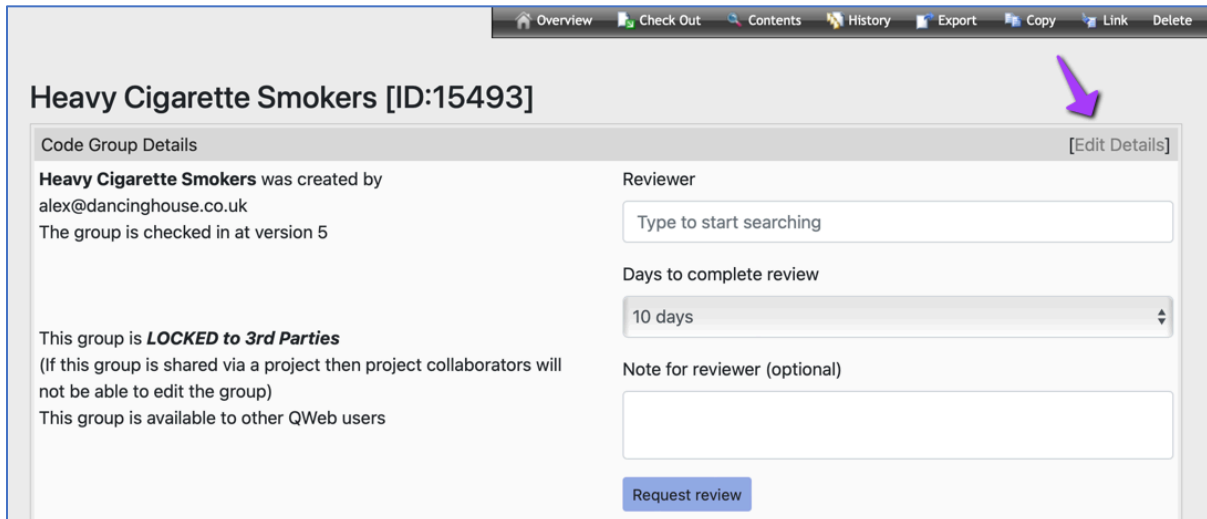
My Code Groups [\[Create a new group\]](#)

Found 1 Code Groups

Refine your results [Search](#) All Group Types Sort By Name Show 20 Groups

ID	Name	Type	VarName	Version	Codes
15493	Heavy Cigarette Smokers	SNOMED/Read		5	1

2. Select the Code Group you wish you make visible to other QWeb Users (for example [Heavy Cigarette Smokers](#)) by clicking on its name in blue. The Code Group Overview is now visible. Next, click on the grey [Edit Details](#) link:



Overview Check Out Contents History Export Copy Link Delete

Heavy Cigarette Smokers [ID:15493]

Code Group Details [\[Edit Details\]](#)

Heavy Cigarette Smokers was created by alex@dancinghouse.co.uk
The group is checked in at version 5

This group is **LOCKED to 3rd Parties**
(If this group is shared via a project then project collaborators will not be able to edit the group)
This group is available to other QWeb users

Reviewer
Type to start searching

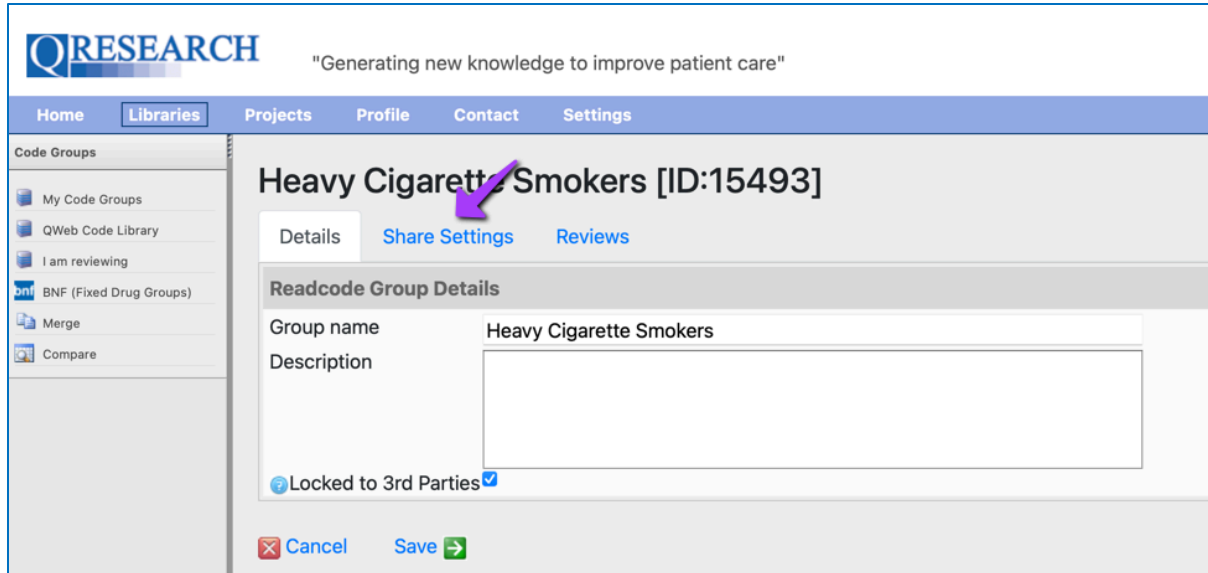
Days to complete review
10 days

Note for reviewer (optional)

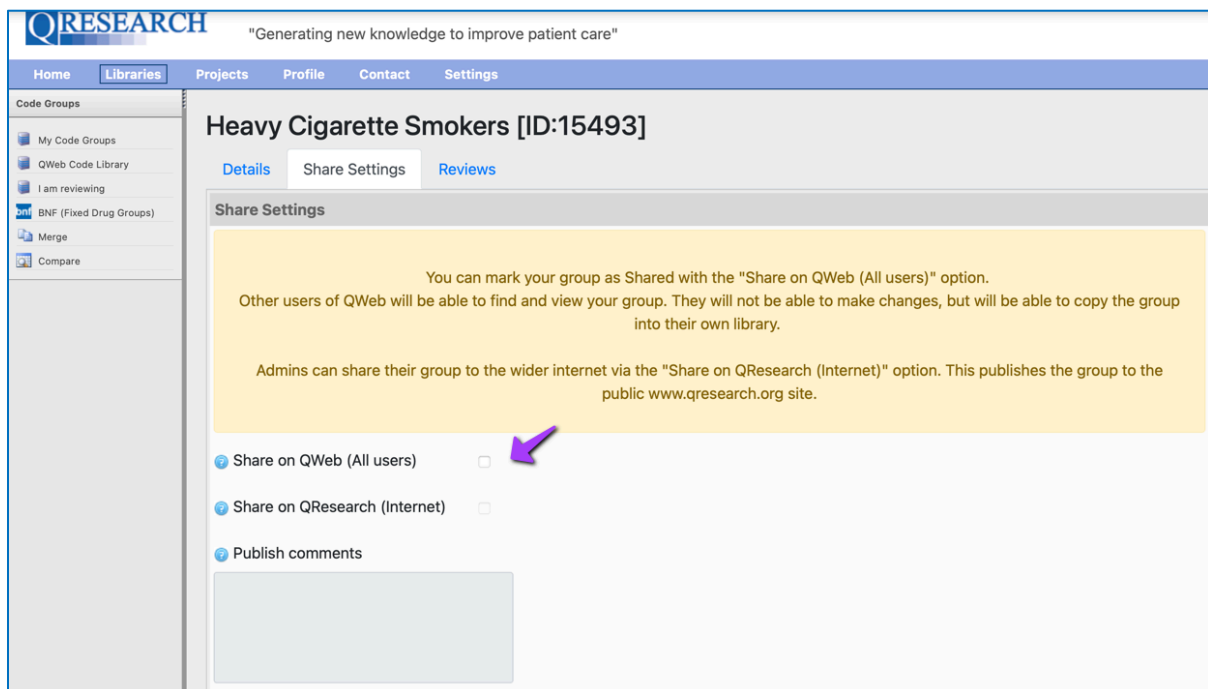
[Request review](#)

QWEB USER GUIDE


- Then, select the blue [Share Settings](#) link:

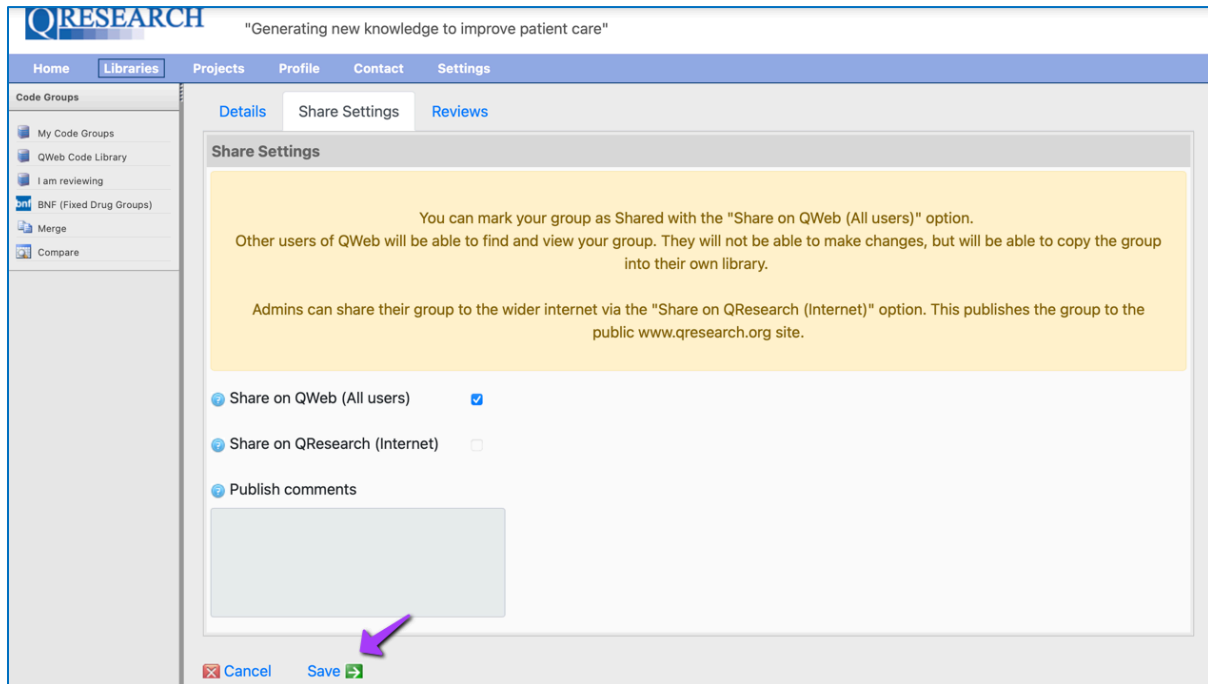


- You are then able to edit the Code Group's Share Settings. To share the Code Group with all other QWeb Users, check the box labelled 'Share on QWeb (All users)':



QWEB USER GUIDE

5. Then click on the **Save**  link:



Your Code Group will now be visible in the QWeb Code Library:



It can be found, viewed and copied by other QWeb Users to their Code Group Library.

If you wish to add your Code Group to another QWeb Users Project where they will be able to edit it, you may find the User Guide '*Linking Code Groups to Projects created by other QWeb Users*' helpful.

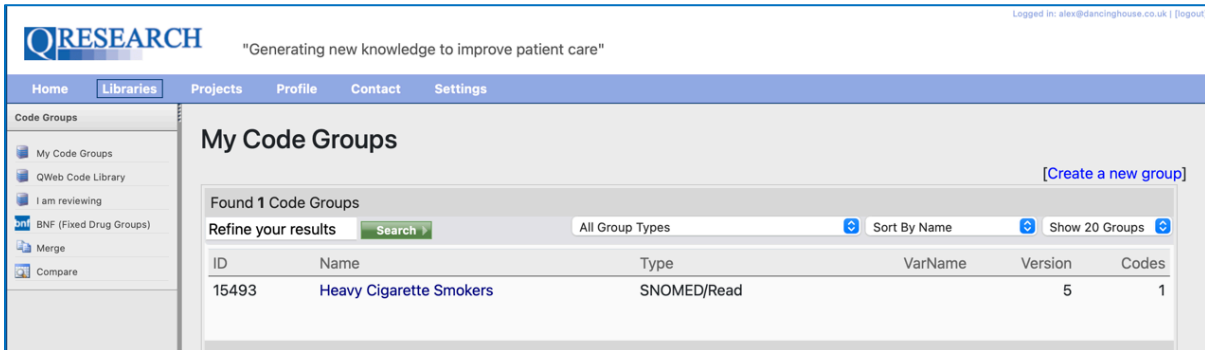
If you wish to share your Code Group with another QWeb User for Review, please refer to the User Guide '*Reviewing someone else's Code Group*'.

QWEB USER GUIDE

Making your Code Group Public: A Guide for QWeb Admins

- If your QWeb Account has Admin status, you can share your Code Group publicly on the Internet at www.qresearch.org, the public-facing QResearch website.

To do this, go to My Code Groups:



QRESEARCH "Generating new knowledge to improve patient care"

Home Libraries Projects Profile Contact Settings

Code Groups

- My Code Groups
- QWeb Code Library
- I am reviewing
- BNF (Fixed Drug Groups)
- Merge
- Compare

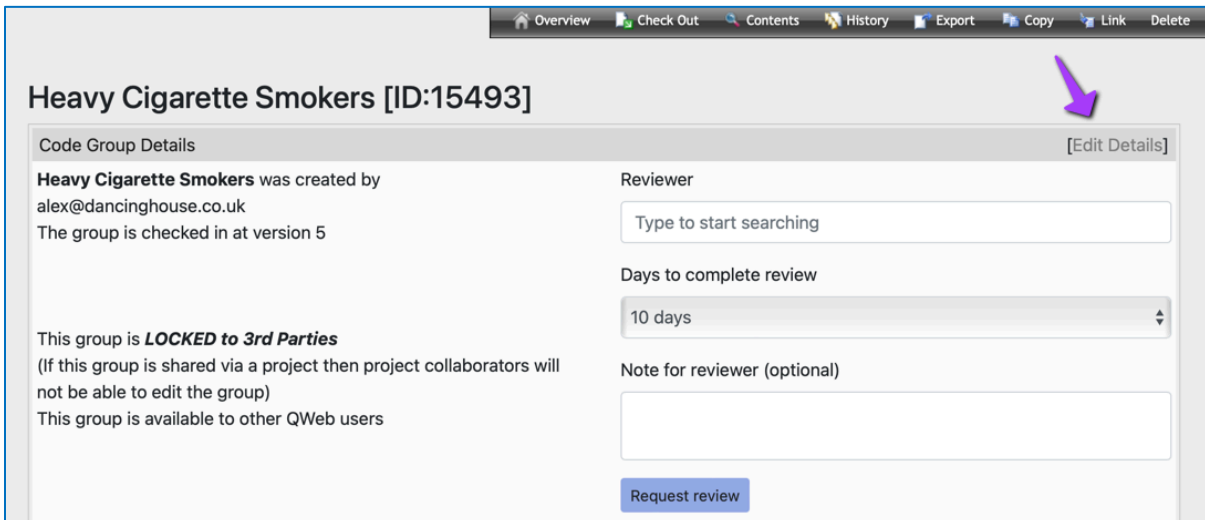
My Code Groups [Create a new group]

Found 1 Code Groups

Refine your results Search All Group Types Sort By Name Show 20 Groups

ID	Name	Type	VarName	Version	Codes
15493	Heavy Cigarette Smokers	SNOMED/Read		5	1

- Select the Code Group you wish you make visible to other QWeb Users, for example **Heavy Cigarette Smokers**, by clicking on its name in blue. The Code Group Overview is now visible. Next, click on the grey **Edit Details** link:



Overview Check Out Contents History Export Copy Link Delete

Heavy Cigarette Smokers [ID:15493]

Code Group Details [Edit Details]

Heavy Cigarette Smokers was created by alex@dancinghouse.co.uk
The group is checked in at version 5

This group is **LOCKED to 3rd Parties**
(If this group is shared via a project then project collaborators will not be able to edit the group)
This group is available to other QWeb users

Reviewer
Type to start searching

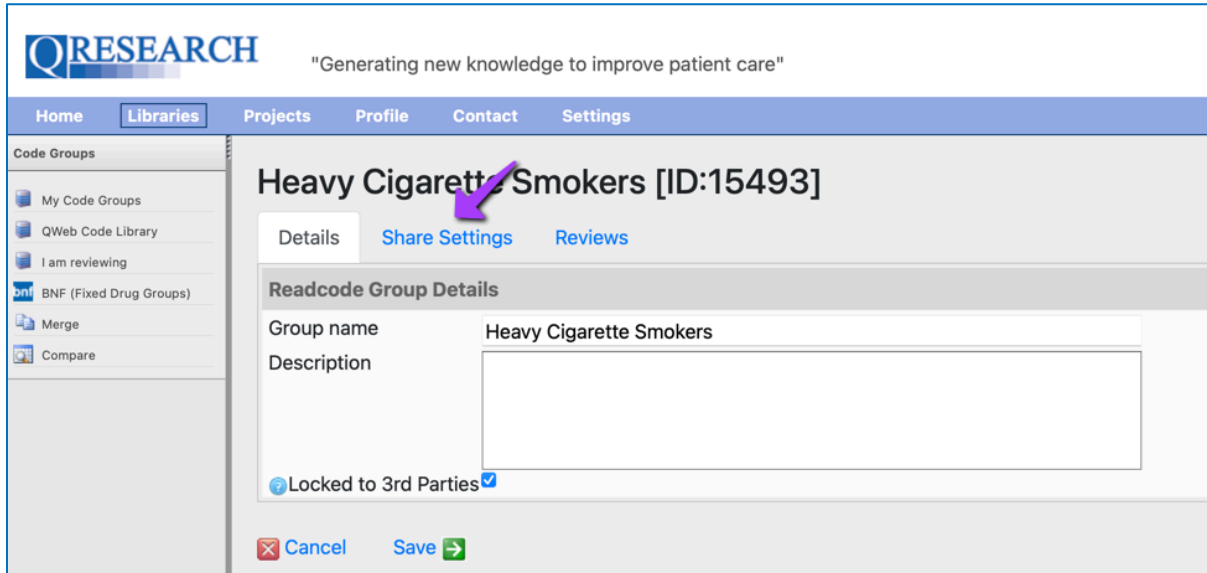
Days to complete review
10 days

Note for reviewer (optional)

Request review

QWEB USER GUIDE

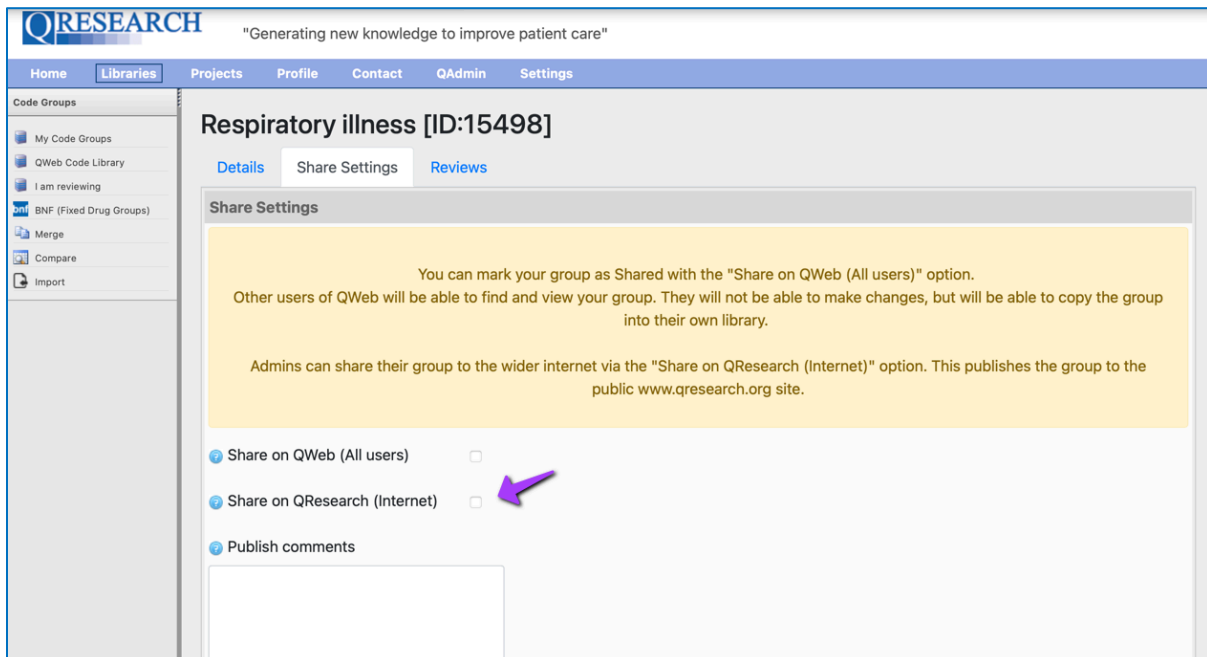
8. Then, select the blue [Share Settings](#) link:



The screenshot shows the QResearch website interface. The top navigation bar includes links for Home, Libraries, Projects, Profile, Contact, and Settings. The left sidebar lists various code groups under 'Code Groups'. The main content area displays the details for the 'Heavy Cigarette Smokers' code group (ID:15493). The 'Share Settings' link is highlighted with a purple arrow.


You are then able to edit the Code Group's Share Settings.

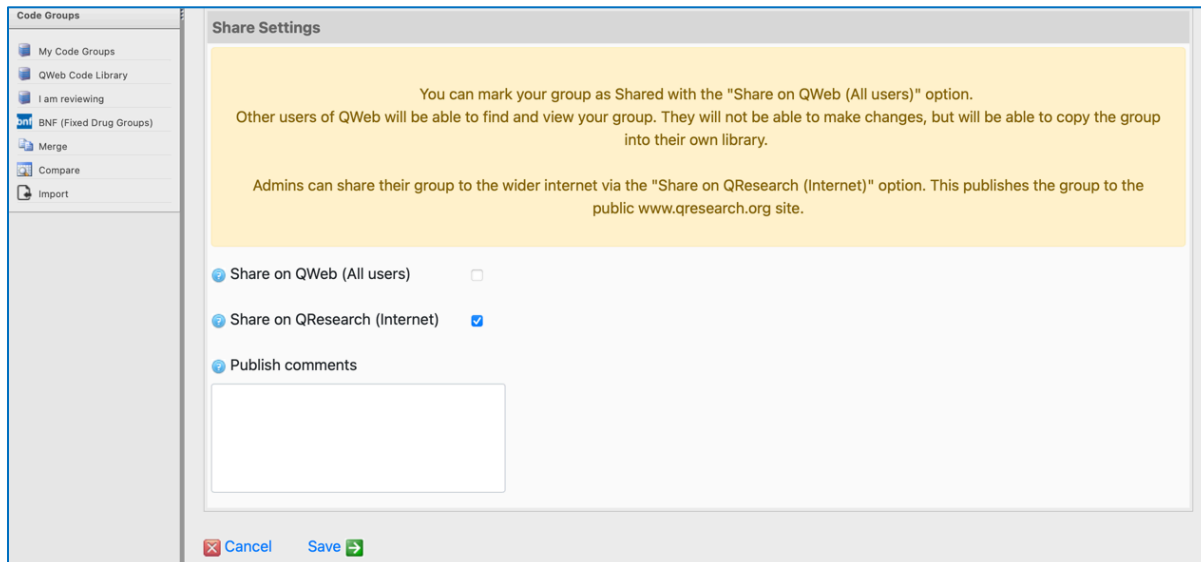
9. To share the Code Group publicly on the QResearch website, check the box labelled 'Share on QResearch (Internet)':



The screenshot shows the QResearch website interface. The top navigation bar includes links for Home, Libraries, Projects, Profile, Contact, QAdmin, and Settings. The left sidebar lists various code groups under 'Code Groups'. The main content area displays the 'Share Settings' for the 'Respiratory illness' code group (ID:15498). The 'Share on QResearch (Internet)' checkbox is highlighted with a purple arrow.

QWEB USER GUIDE

10. Then click on the **Save**  link:



Code Groups

- My Code Groups
- QWeb Code Library
- I am reviewing
- BNF (Fixed Drug Groups)
- Merge
- Compare
- Import

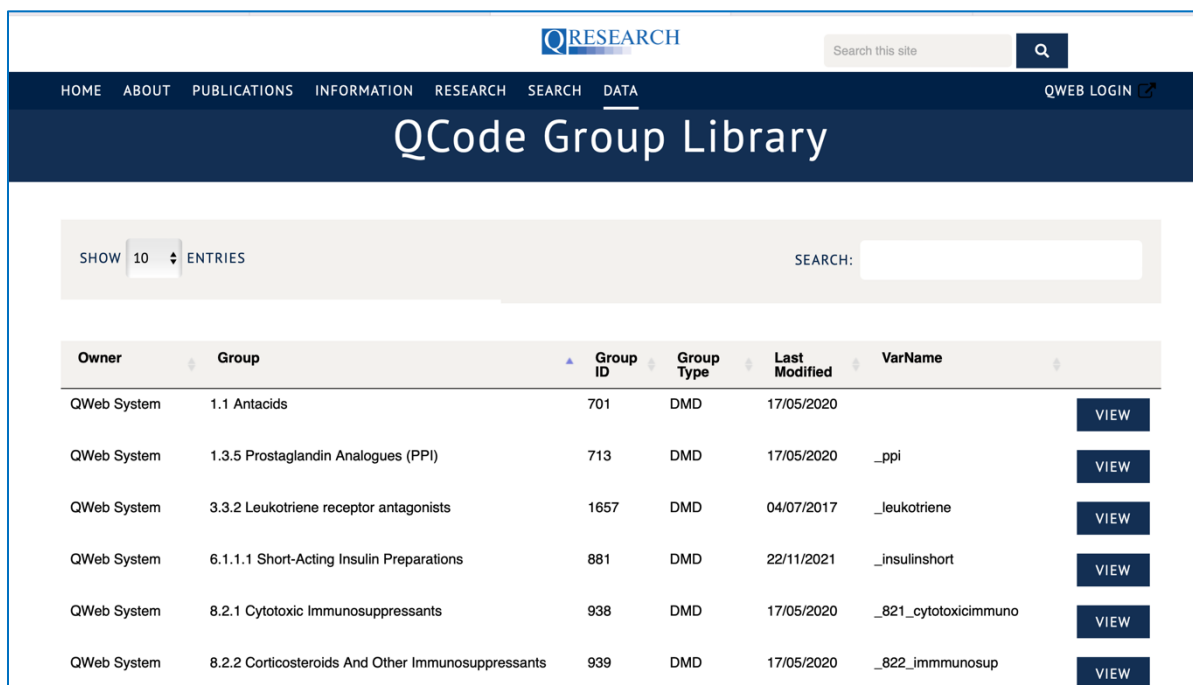
Share Settings

You can mark your group as Shared with the "Share on QWeb (All users)" option. Other users of QWeb will be able to find and view your group. They will not be able to make changes, but will be able to copy the group into their own library.

Admins can share their group to the wider internet via the "Share on QResearch (Internet)" option. This publishes the group to the public www.qresearch.org site.

☐ Share on QWeb (All users)
 ☒ Share on QResearch (Internet)
 Publish comments

Your Code Group will now be visible in the QCode Group Library on the QResearch public website at www.qresearch.org:



QRESEARCH

Search this site

HOME ABOUT PUBLICATIONS INFORMATION RESEARCH SEARCH DATA QWEB LOGIN


QCode Group Library

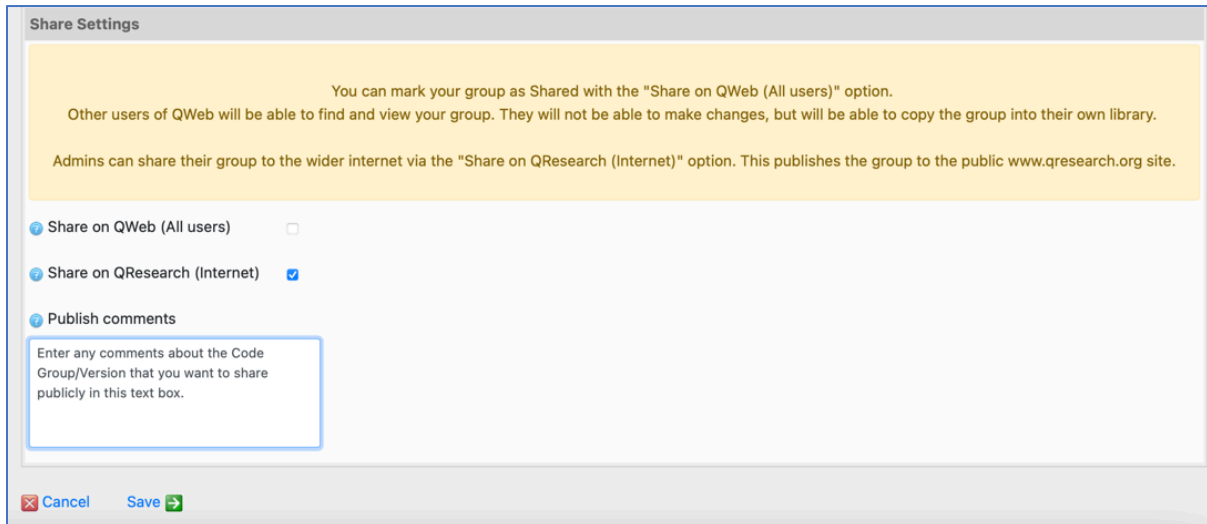
SHOW 10 ENTRIES SEARCH:

Owner	Group	Group ID	Group Type	Last Modified	VarName	
QWeb System	1.1 Antacids	701	DMD	17/05/2020		VIEW
QWeb System	1.3.5 Prostaglandin Analogues (PPI)	713	DMD	17/05/2020	_ppi	VIEW
QWeb System	3.3.2 Leukotriene receptor antagonists	1657	DMD	04/07/2017	_leukotriene	VIEW
QWeb System	6.1.1.1 Short-Acting Insulin Preparations	881	DMD	22/11/2021	_insulinshort	VIEW
QWeb System	8.2.1 Cytotoxic Immunosuppressants	938	DMD	17/05/2020	_821_cytotoxicimmuno	VIEW
QWeb System	8.2.2 Corticosteroids And Other Immunosuppressants	939	DMD	17/05/2020	_822_immunosup	VIEW

The Code Group can be found, viewed and copied by other QWeb Users to their Code Group Library. Once copied, its Codes can also be downloaded if required.

QWEB USER GUIDE

11. QWeb Users with Admin permissions can also use the Share Settings area to write Comments about their Code Group; these will be publicly visible in the QCode Group Library on the QResearch website. To do this, write any comments in the '*Publish comments*' text box before you click on the [Save](#)  link :



Share Settings

You can mark your group as Shared with the "Share on QWeb (All users)" option.
Other users of QWeb will be able to find and view your group. They will not be able to make changes, but will be able to copy the group into their own library.


Admins can share their group to the wider internet via the "Share on QResearch (Internet)" option. This publishes the group to the public www.qresearch.org site.

☐ Share on QWeb (All users)

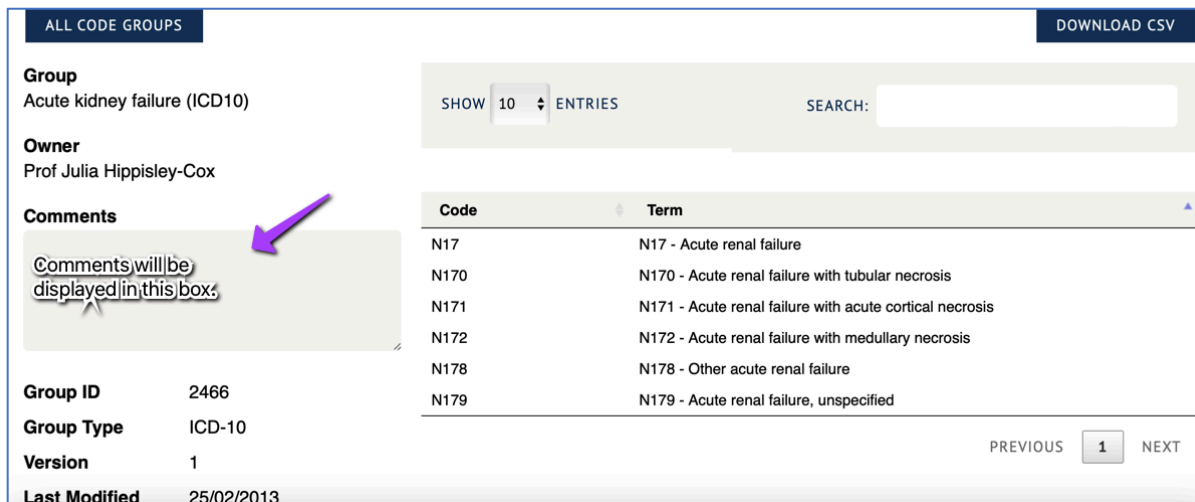
☒ Share on QResearch (Internet)

☐ Publish comments

Enter any comments about the Code Group/Version that you want to share publicly in this text box.

[Cancel](#) [Save](#) 

These will then be displayed in the **Comments** area of the Code Group Details on the QResearch website:



ALL CODE GROUPS **DOWNLOAD CSV**

Group
Acute kidney failure (ICD10)

Owner
Prof Julia Hippisley-Cox

Comments

Comments will be displayed in this box.

Group ID 2466
Group Type ICD-10
Version 1
Last Modified 25/02/2013

SHOW 10 **ENTRIES** **SEARCH:**

Code	Term
N17	N17 - Acute renal failure
N170	N170 - Acute renal failure with tubular necrosis
N171	N171 - Acute renal failure with acute cortical necrosis
N172	N172 - Acute renal failure with medullary necrosis
N178	N178 - Other acute renal failure
N179	N179 - Acute renal failure, unspecified

PREVIOUS **1** **NEXT**

This User Guide has shown how to make Code Groups visible to other QWeb Users, and publicly visible on the QResearch website.